ETHANOL FIREPLACE · SERIES FEH2

Installation manual

Installation · use · safety · warranty

FUEGOLO

600 1000 Uno · Corner · Panorama · U-line · Vision

Fuegolo — the art of real fire

At Fuegolo, we believe that fire is more than warmth — it is an atmosphere, a design statement, and a place where people come together.

Our premium ethanol burners are created for modern living spaces, combining elegant design, high-quality materials and the beauty of a real flame without the need for a traditional chimney or gas connection.

We focus on developing burners that integrate seamlessly into contemporary fireplaces, furniture, walls and architectural interiors. Every detail is carefully considered, from the precision of the burner construction to the clean and sophisticated appearance of the flame.

Designed for modern spaces

Fuegolo ethanol burners are designed to give architects, interior designers, fireplace manufacturers and homeowners the freedom to create unique fire features. Available in different sizes and configurations, our burners can be incorporated into a wide range of custom applications while maintaining a refined and minimalist appearance.

Quality & attention to detail

We are committed to using carefully selected materials and reliable manufacturing processes to deliver products designed for consistent performance and long-term use. Our goal is simple: to combine technology, craftsmanship and design to create a better way to experience fire.

Our vision

To make premium fire design accessible to modern architecture and interior design, while maintaining the elegance, simplicity and authenticity of a real flame.

Fuegolo
Premium ethanol fire — designed to inspire.
Designed in Spain

Contents

01 Installation p. 04

02 Operating the burner p. 05

03 Dimensions 600 p. 06

04 Dimensions 1000 p. 07

05 Safety — caution and warning p. 08

06 Conditions and warranty p. 09

Before you start

Read this manual completely before installing and using the fireplace, and keep it for future reference. The ethanol burners are to be installed by a competent installer, according to the rules and regulations that apply in the country (or region) of installation.

Installation

Options for installing a TV above the fireplace:

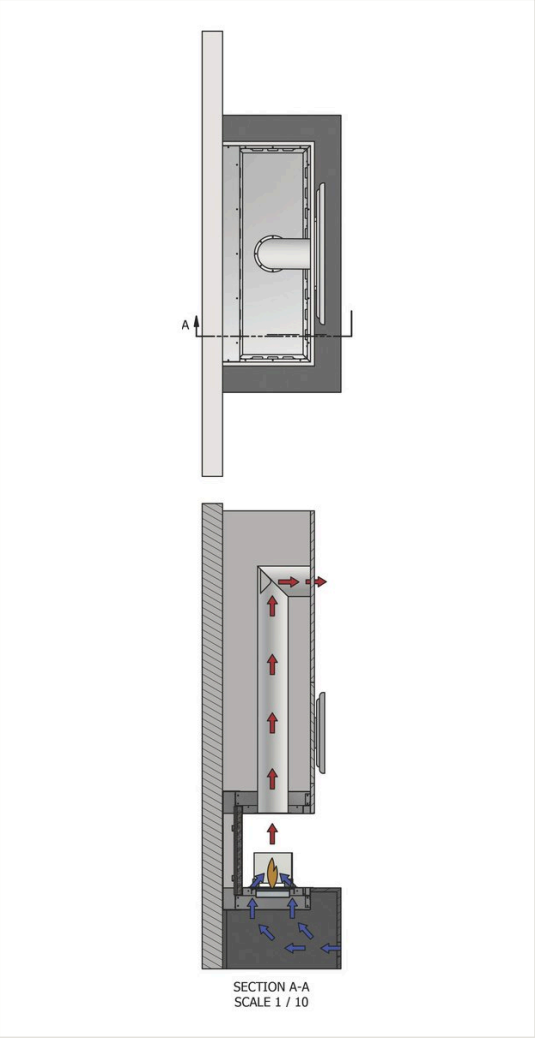

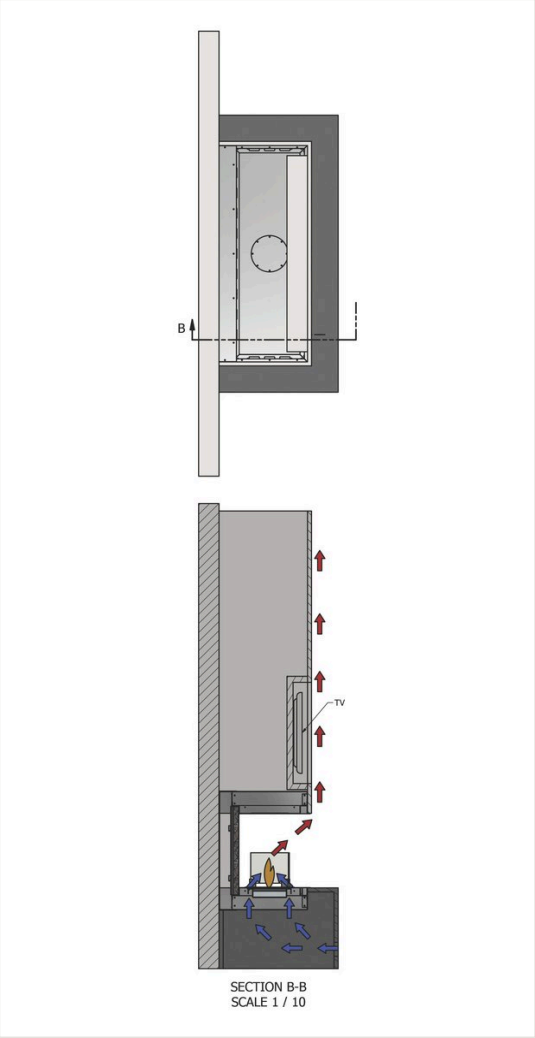

Option 1

The TV needs to sit back off the level of the flame, and 200 mm above the fireplace opening.

Option 2

Install a metal heat hood with pipe above the fireplace, to direct heat upward above the TV.

Operating the burner

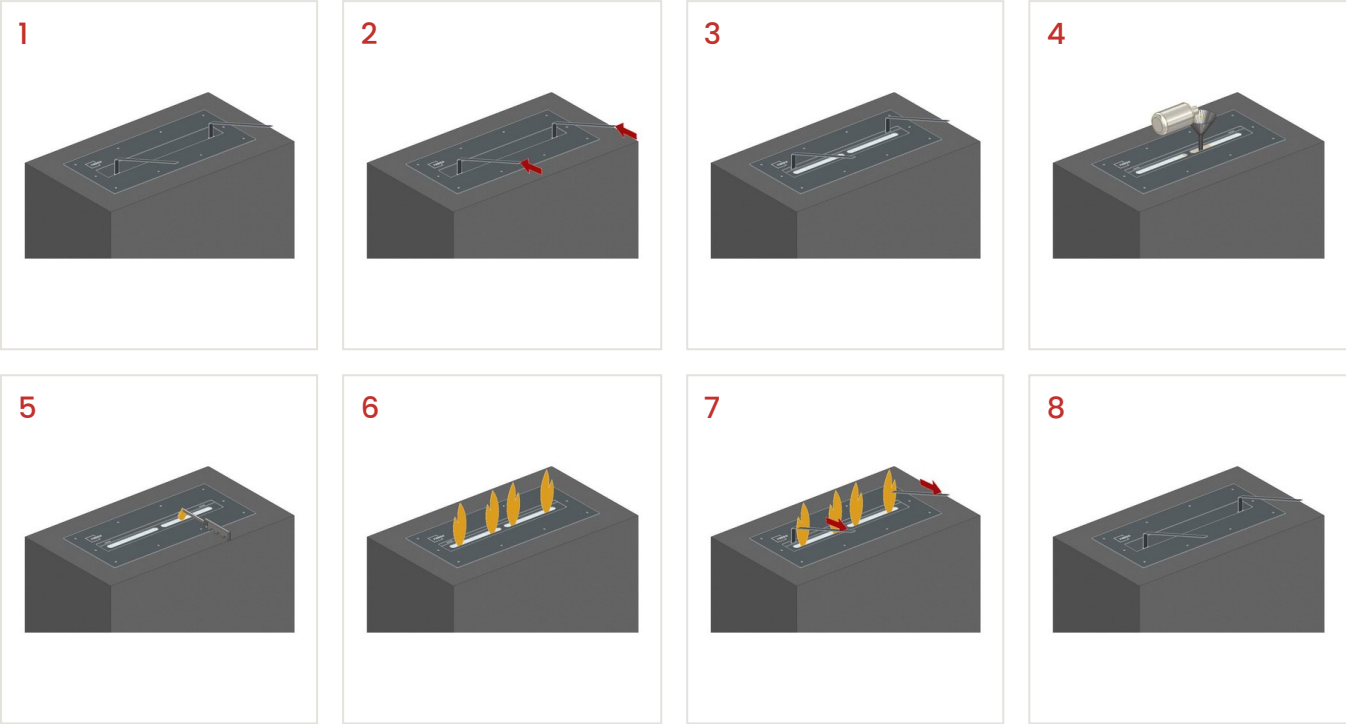

1	Ensure the burner is completely extinguished and fully cooled before refilling.
2–3	Draw the shutter to the open position.
4	To minimise the risk of spills, use a funnel placed securely into the burner opening during refilling. Carefully fill or refill the burner with bioethanol, avoiding spills and never overfilling. If filling below the maximum level, ensure that the bioethanol is distributed evenly across the ceramic wool inside the burner.
5–6	Ignite the bioethanol using a long-reach lighter.
7–8	To turn off the burner, use the provided tool to move the shutter to the closed position.

Important — Bioethanol is highly flammable and should always be handled with care.

Dimensions 600

Uno 600

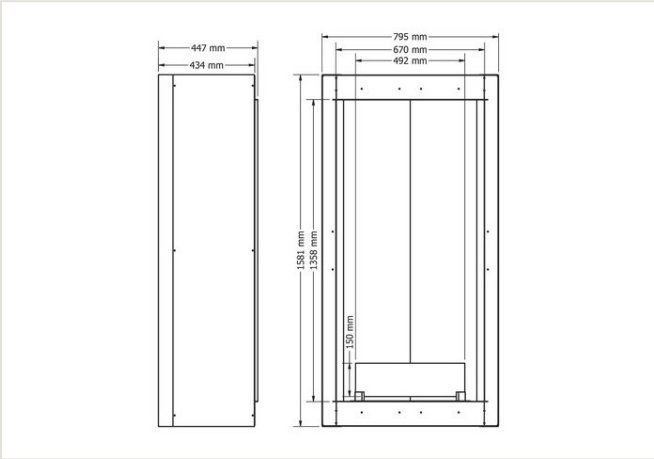

Corner 600

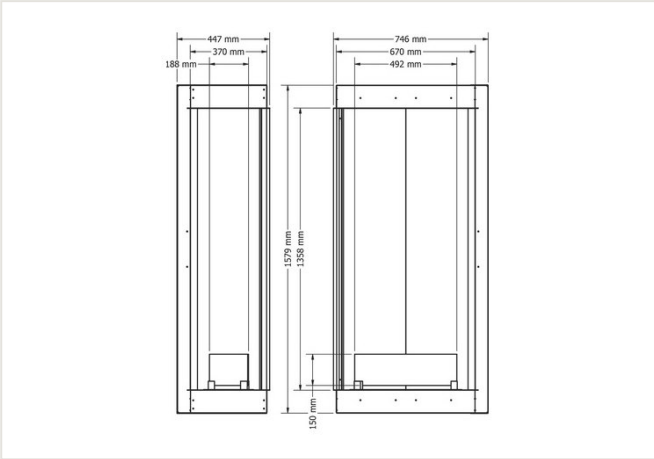

Panorama 600

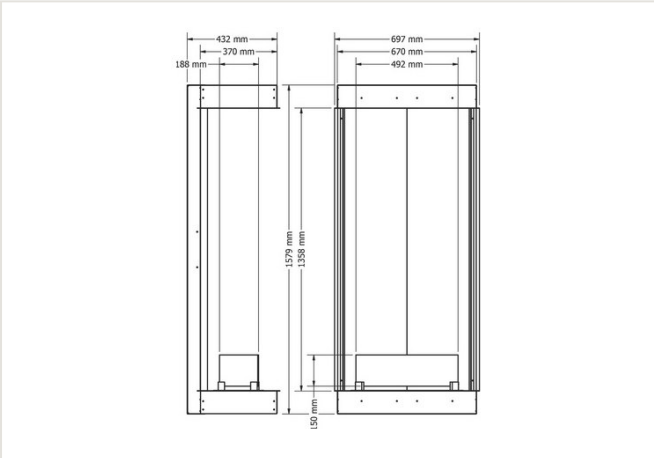

U-line 600

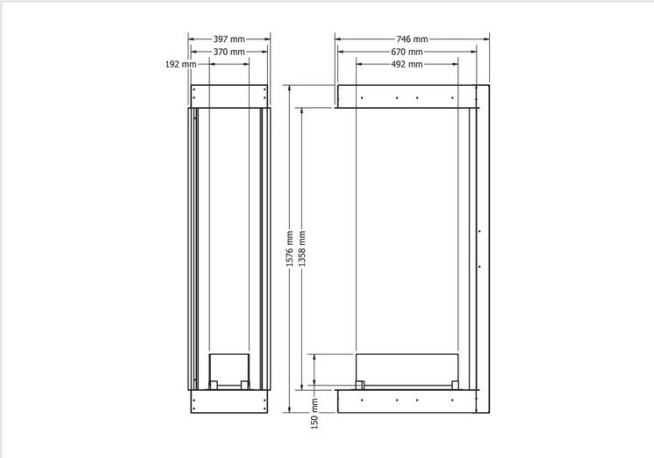

Vision 600

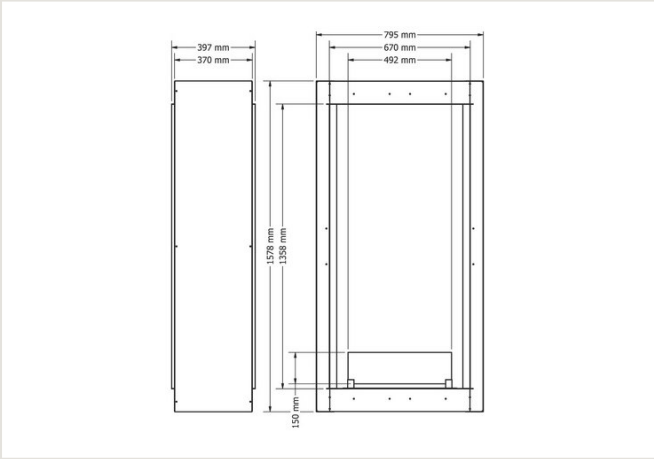

2.0 kW	7.0 h	1.6 L	0.27 L/h
heat output	burn time	fuel capacity	approx. consumption

Dimensions in mm. Technical data for all FEH2 600 configurations.

Dimensions 1000

Uno 1000

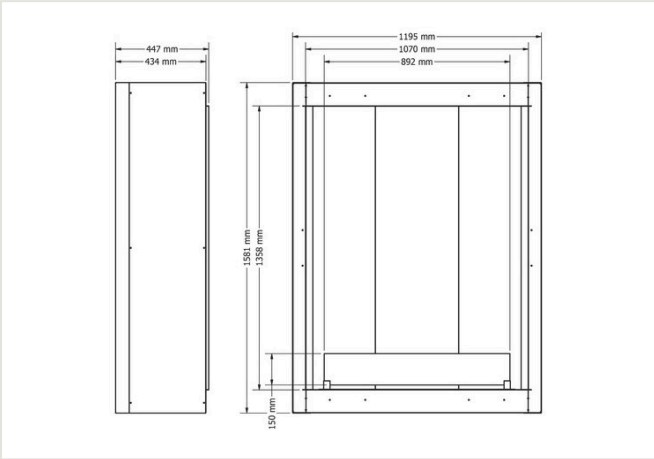

Corner 1000

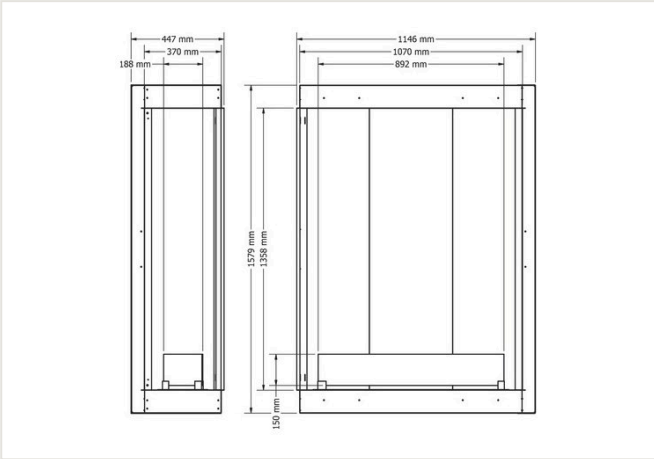

Panorama 1000

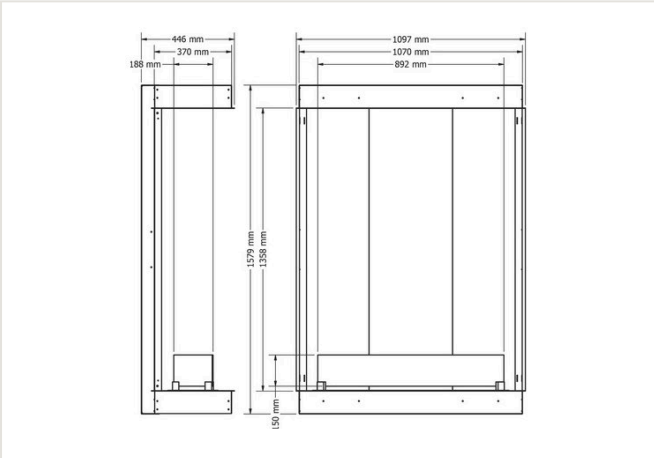

U-line 1000

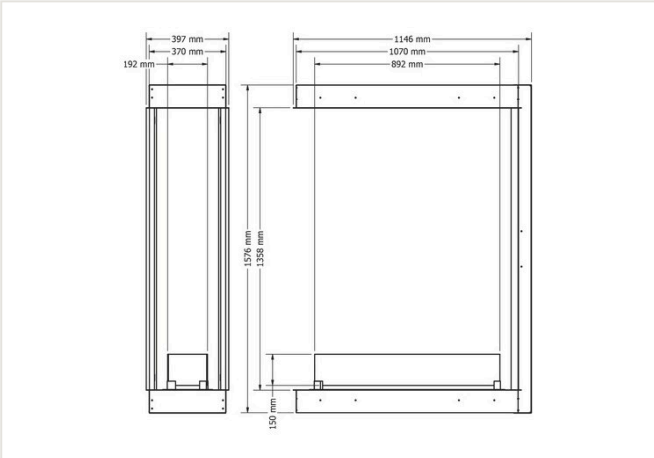

Vision 1000

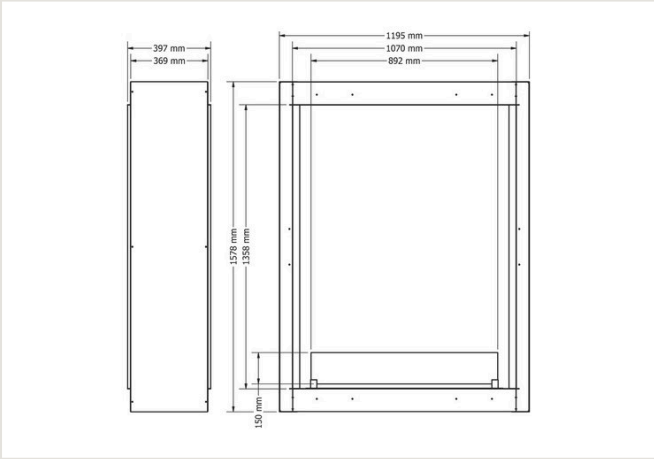

3.6 kW	7.7 h	3.6 L	0.47 L/h
heat output	burn time	fuel capacity	approx. consumption

Dimensions in mm. Technical data for all FEH2 1000 configurations.

Safety

FUEGOLO

Caution

1. Fireplace and burner get hot while in operation. Do not touch the fireplace while burning. Please allow at least 20 minutes to cool down before touching the product after the flame is extinguished.
2. Risk of burns. Do not operate the ethanol fireplace without completed assembly.
3. Never pour fuel into an open flame or into the burner reservoir unless it has cooled down for at least 20 minutes after use.
4. Do not place any flammable material within 1 metre / 40 inches around the fireplace. A safety distance of at least 2 metres / 80 inches should be kept from any window or curtain.
5. Do not burn under overhanging items.
6. Do not smoke while handling the fuel.
7. Avoid airflow in the room where the fireplace is operated.
8. Keep face and other body parts away from the fireplace during operation, especially during ignition.

Warning

1. Risk of explosion
   - Use only bioethanol fuel of the specification and concentration approved by Fuegolo. Different fuels can have different compositions and burning characteristics.
   - Never use the appliance in areas where flammable vapours or gas may be present.
   - Never store or transport the fuel in anything other than a metal or plastic container that is acceptable for use with the specified fuel in accordance with applicable local regulations and is the original container for the specified fuel.
   - Never store fuel in the living space or in the same location as the appliance.
2. Do not use the appliance to heat or boil water or as a cooking appliance.
3. Due to high surface temperatures, keep children, pets, clothing and furniture away from the fireplace.
4. Risk of indoor air pollution: use the ethanol fireplace only in well-ventilated areas and with the doors of adjacent rooms open. Do not obstruct air flow to the burner by piling logs over it (logs may only be placed around it), and do not obstruct the burner in any other way or with any other material. People with breathing problems should consult a physician before using the ethanol fireplace.

Conditions and warranty

1 The Fuegolo devices on which this warranty is applicable are made of high-quality materials. Should any problem or defect still occur, the following provisions are in effect: before any installation, the installer must ensure the good quality of the device. The ethanol burners are to be installed by a competent installer, according to the rules and regulations that are applicable in the country (or even region) of installation and those described in this manual.

2 There is a warranty period of two years for all Fuegolo devices, starting from the date of purchase. The date of purchase must be clearly stated on the purchase invoice.

3 The ceramic glass is not included in the warranty, nor are physical or chemical external influences during transport, storage or assembly.

4 If a malfunction occurs during the warranty period as a consequence of an assembly error or material defect, Fuegolo will provide a free replacement part to the installer, without compensation for disassembly or assembly.

5 Only after prior consultation can the device or loose parts be sent for check-up or replacement. These goods must be sent with the necessary warranty documents and the date of purchase.

6 The warranty is not applicable in the following cases:

- When one of the previous points is not met.
- When changes are made that Fuegolo has not been made aware of or has not approved in advance.
- When the device is not installed and/or used properly according to the installation manual.
- When decoration material other than that prescribed is used.
- When the device is installed (partially or fully) with materials other than those prescribed in this manual.

2 years
warranty from date of purchase

Invoice
keep it: it shows the date of purchase

Installer
competent installer required

FUEGOLO

Pure flame. Pure design. Pure freedom.

Designed in Spain

fuegolo.com · 0034 664 890098